



Your Guide to the 2023 AOCS Annual Meeting & Expo Online Meeting Platform

#AOCS2023

<https://aocs.eventscribe.net/>

Register for the 2023 AOCS Annual Meeting & Expo	2
Login	2
System Check	3
Search Oral Presentations	4
Create Your Schedule	5
Browse Exhibitors	6
View Presentations On-Demand	7
Get Help or Provide Feedback	9
Technical Support	9
Contact AOCS Staff	9



While the online meeting platform features will work in most modern web browsers, we highly recommend using Google Chrome to access the site. We do not recommend Microsoft Edge.

Register for the 2023 AOCS Annual Meeting & Expo

Live presentations and networking events will take place in Denver, Colorado, USA on April 30–May 3. An on-demand only registration includes access to recordings from all meeting sessions shortly after the live meeting concludes.

On-demand access will be available to all attendees through **December 31, 2023**.

To register, visit <https://annualmeeting.aocs.org/attend/register>.

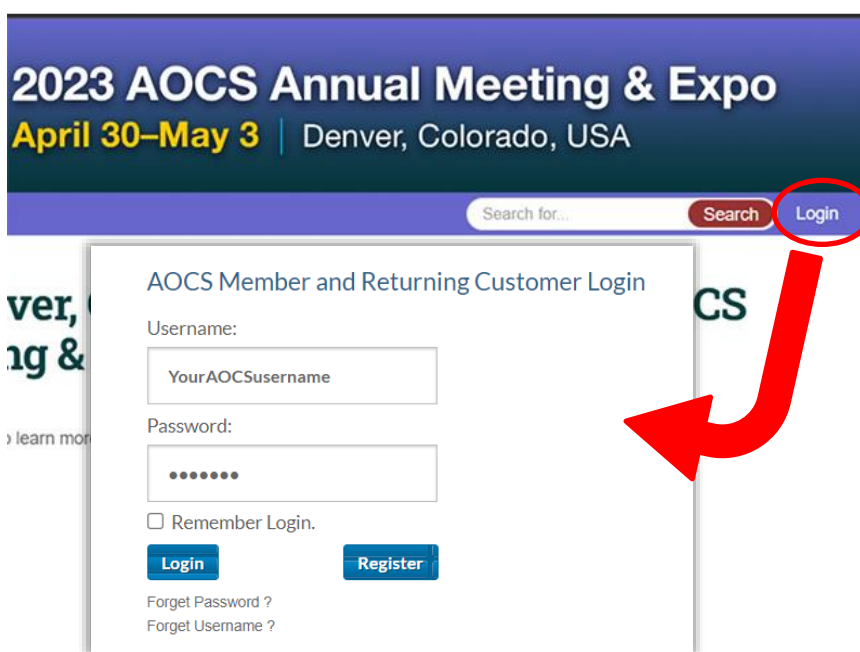
As a registered attendee, you will have access to live, in-person viewing of technical program presentations and posters from all ten interest areas, Featured Sessions and Hot Topic Symposia presentations, and on-demand access to recordings from all meeting sessions shortly after the meeting concludes.

On-demand AOCS Meeting access includes recordings of the full technical program.

Login

Login using your AOCS account credentials by clicking login on the upper right-hand side of the [2023 AOCS Annual Meeting & Expo homepage](#).

Need help logging in?
Contact Karen Kesler at karen.kesler@aocs.org or +1 217-693-4813.



The screenshot shows the homepage for the 2023 AOCS Annual Meeting & Expo, held in Denver, Colorado, USA from April 30 to May 3. The header includes a search bar and a 'Login' button circled in red. Below the header, a modal form titled 'AOCS Member and Returning Customer Login' is displayed. The form contains fields for 'Username' (with placeholder text 'YourAOCSusername') and 'Password' (with masked characters '.....'). There is a checkbox for 'Remember Login.' and two buttons: 'Login' and 'Register'. At the bottom of the form, there are links for 'Forgot Password ?' and 'Forgot Username ?'.

System Check Page

The System Check page runs a series of checks on your computer and web browser to get confirmation that your device is suitable to use the full potential of the online meeting platform.

If there are problems, you will see either yellow warnings (things that can be improved) or red warnings (things that may limit your experience).

Your organization's IT support team may be able to help you resolve any of these that are beyond your capabilities.

[Register](#)
[System Check](#)
[My Schedule](#)
[Login Required](#)
[Sessions & Presentations](#)
[Networking Events](#)
[Exhibitors and Sponsors](#)
[About](#)

Select Language

Powered by Google Translate

CON LEGEND

★

This session is not in your schedule.

★

This session is in your schedule. Click again to remove it.

f

ig

tw

YouTube

in

e

8

SYSTEM CHECK

This page runs a series of checks on your computer and web browser to get confirmation that your device is suitable to use the full potential of this website. If there are any problems then you will see either yellow warnings (things that can be improved) or red warnings (things that may limit your experience). Your organization's IT support team may be able to help you resolve any of these that are beyond your capabilities.

System Check Successful.

You're good to go!

JavaScript Enabled	Enabled	✓
Connection Speed	28.68 Mbps	✓
Cookies Enabled	Enabled	✓
Screen Resolution	1536 x 864	✓
Browser Window Size	1536 x 746	✓
Web Browser	Chrome v111.0.0.0	✓
Operating System	Windows v10	✓
Speakers/Audio Output	Default - Speakers (Realtek(R) Audio)	✓

Search Oral Presentations

View presentations using the links in the left-hand navigation.

The screenshot shows the website for the 2023 AOCS Annual Meeting & Expo, held in Denver, Colorado, USA, from April 30 to May 3. The header features a navigation bar with a search box and a login button. The left-hand navigation menu includes links for Schedule, Register, Official AOCS Short Course, System Check, My Schedule, Login Required, Sessions & Presentations, How to View Presentations, Browse by Full Schedule, Browse by Interest Area, Browse by Session, Browse by Title, Browse by Speaker, Search by Keyword, Networking Events, and Exhibitors and Sponsors. The main content area displays a banner for the event and a list of ways to sort and filter presentations: Browse by Full Schedule, Browse by Interest Area, Browse by Session, Browse by Title, Browse by Speaker, and Search by Keyword. A red arrow points from the 'Search by Keyword' link in the left-hand navigation menu to the search box in the header. Another red arrow points from the search box to the 'Search' button. A third red arrow points from the 'Search by Keyword' link to the 'Search by Keyword' option in the list of ways to sort and filter presentations. A fourth red arrow points from the 'Search by Keyword' option in the list to the 'Search by Keyword' link in the left-hand navigation menu. A yellow arrow points from the 'Sessions & Presentations' link in the left-hand navigation menu to the 'Search by Keyword' link. A text box explains that there are multiple ways to sort and filter presentations and that the 'Search by Keyword' option can be selected in the 'Sessions and Presentations' drop-down navigation or used in the search box.

Premier science and business forum on oils, fats, proteins, surfactants and related materials.

2023 AOCS Annual Meeting & Expo

April 30–May 3 | Denver, Colorado, USA

Schedule

Search for... Search Login

Join us in Denver, Colorado, USA for the 2023 AOCS Annual Meeting & Expo

Download the attendee guide

There are multiple ways to sort and filter presentations:

- Browse by Full Schedule
- Browse by Interest Area
- Browse by Session
- Browse by Title
- Browse by Speaker
- Search by Keyword

Select [Search by Keyword](#) in the “Sessions and Presentations” drop-down navigation or use the search box located on the upper right-hand side of the webpage to search presentations and speakers.

On Demand Watch recordings

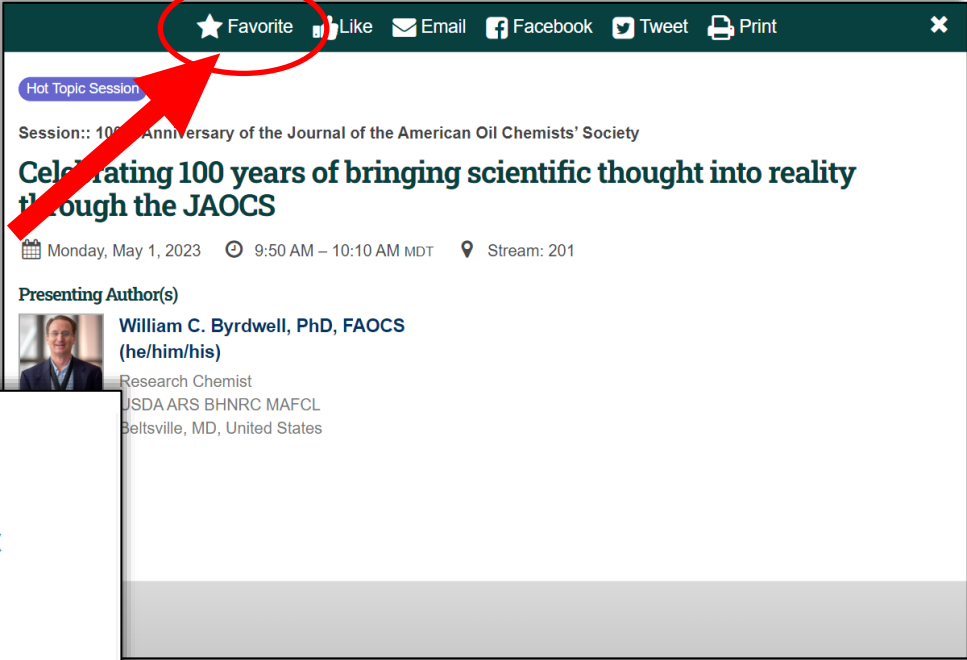
Designed by Cadmium | Technical Support
© Copyright 2023 Cadmium. All Rights Reserved.

f i t y l i e s

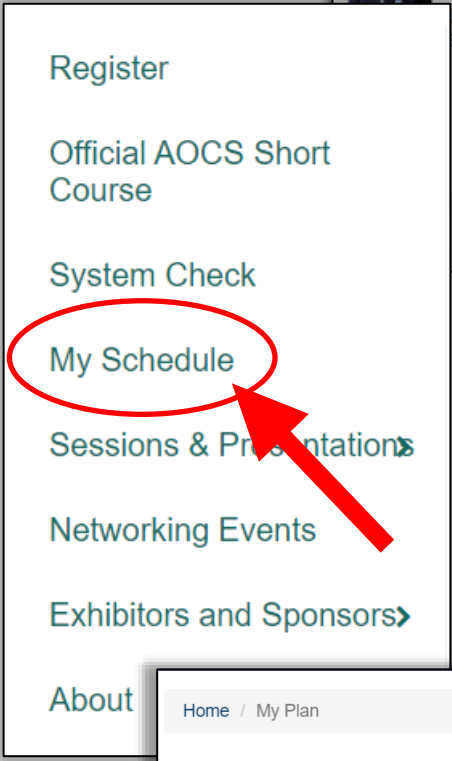
Create Your Schedule

Click the star icon in the presentation header to favorite. This automatically adds the item to your schedule. Use the [My Schedule link](#) in the left-hand navigation to view your schedule as well as export it to your calendar.

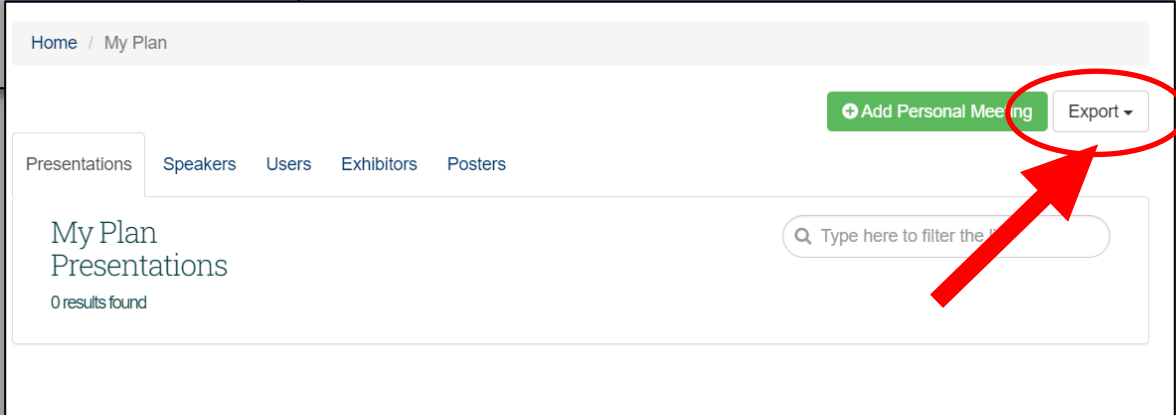
1.
Click the star to favorite and add to your schedule.



2.
Navigate to "My Schedule."



3.
Select Export.

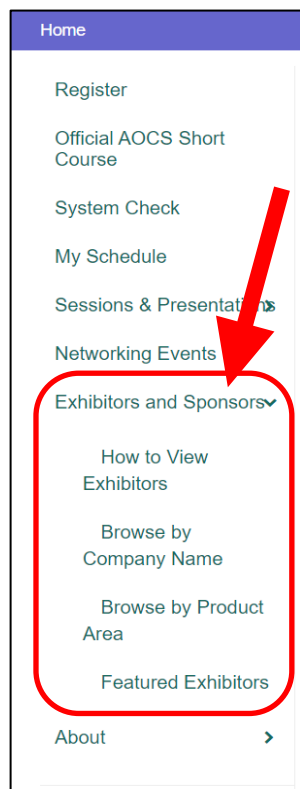


The image shows three screenshots illustrating the steps to create a schedule. The first screenshot shows a presentation header for a session titled "Celebrating 100 years of bringing scientific thought into reality through the JAOCS". A red circle highlights the star icon in the header, and a red arrow points to it. The second screenshot shows the left-hand navigation menu with "My Schedule" circled in red and a red arrow pointing to it. The third screenshot shows the "My Plan" page with the "Export" button circled in red and a red arrow pointing to it.

Browse Exhibitors


Use the Exhibitors and Sponsors drop-down navigation to view a directory of exhibitors and sponsors:

- [Browse by Company Name](#)
- [Browse by Product Area](#)



Click on a company to open their pop-up. Here you can view company information, booth numbers, social media links, and contact details.

Click “Website” in the bottom-right corner of the pop-up to access a company’s direct website. Exhibitors may also include brochures at the bottom of the pop-up.



View On-Demand Presentations

The AOCS Annual Meeting & Expo will be held live in Denver, Colorado from April 30–May 3. The presentations will be recorded and will be available on demand within 48 hours.

Please note that all live presentations will be held in person only.

All attendees will have access to the on-demand presentations until December 31, 2023.

How to Watch the Recordings

Logging In

To log in, [click “Login”](#) located in the upper right corner of the [homepage](#) and enter your AOCS credentials.

Official AOCS Short Course

System Check

My Schedule

Sessions & Presentations

How to View Presentations

Browse by Full Schedule

Browse by Interest Area

Browse by Session

Browse by Title

Browse by Speaker

Search by Keyword

Networking Events

Exhibitors and Sponsors

Full Schedule

203 results found

Monday, May 1, 2023

7:45 AM – 6:00 PM MDT Health and Nutrition Poster Session

7:45 AM – 6:00 PM MDT Industrial Oil Products Poster Session

7:45 AM – 6:00 PM MDT Lipid Oxidation and Quality Poster Session

7:45 AM – 6:00 PM MDT Protein and Co-Products Poster Session

7:45 AM – 6:00 PM MDT Surfactants and Detergents Poster Session

8:25 AM – 10:30 AM MDT

Monday, May 1, 2023

7:45 AM – 6:00 PM MDT Health and Nutrition Poster Session

4:30 PM – 6:00 PM MDT A comparison study of egg enrichment efficiency and the bio-accessibility of bioactive compounds on farm fresh and commercial eggs

Presenting Author: Emerson Nolasco (he/him/his) – University of Nebraska-Lincoln

Co-Author: Eugene Baraka – University of Nebraska-Lincoln

Co-Author: Junsu Yang – University of Nebraska-Lincoln

Co-Author: Ozan N. N. Ciftci – University of Nebraska-Lincoln

Co-Author: Kaustav Majumder, PhD (he/him/his) – University of Nebraska-Lincoln

Health and Nutrition Poster

Selecting a Video

Navigate to any presentation within a session using the left-hand navigation.

1. Click “Full Schedule.”
2. Click the session to open.
3. Select any presentation within a session.



When the on-demand recording is ready to view, buttons for viewing slides and the video will appear.

Click the Video button within the presentation pop-up.

Once you have entered the presentation viewer, take a moment to familiarize yourself with the icons that are available.

Once you have entered the video viewer, you can hover over the video window to adjust the volume and video quality using the options at the bottom-right side of the screen.



While the online meeting platform features will work in most modern web browsers, we highly recommend using Google Chrome to access the site. We do not recommend Microsoft Edge.

Get Help or Provide Feedback

Technical Support

Hours: 8:00 AM – 8:00 PM CDT (Chicago, USA; UTC-05), Monday-Friday

Phone: (Direct) +1 (410) 638-9239

Phone: (Toll Free) +1 (877) 426-6323

Email: support@cadmiumcd.com

Contact AOCS Staff

We look forward to hearing from you!



Ellen C. Snipes, Director, Meetings and Exhibits

General Questions

Get assistance with the Annual Meeting.

Phone: +1 217-693-4831

Email: ellen.snipes@aocs.org



Karen Kesler, Data Management Specialist

Registration Support

Get help registering for the Annual Meeting.

Phone: +1 217-693-4813

Email: karen.kesler@aocs.org



Katie Bender, Director, Partnerships

Advertising and Sponsorships

Discover how sponsoring the Annual Meeting can broaden your company's reach.

Phone: +1 217-693-4901

Email: katie.bender@aocs.org