

# AOCS ANNUAL MEETING & EXPO



## Your Guide to the AOCS Annual Meeting & Expo Online Meeting Platform

### CONTENTS

- SYSTEM CHECK PAGE ..... 2
- REGISTER FOR THE AOCS ANNUAL MEETING & EXPO ..... 3
- SEARCH ORAL PRESENTATIONS ..... 4
- CREATE YOUR SCHEDULE ..... 5
- BROWSE EXHIBITORS ..... 6
- VIEW ON-DEMAND PRESENTATIONS ..... 7
- GET HELP OR PROVIDE FEEDBACK ..... 9

While the online meeting platform features will work in most modern web browsers, we highly recommend using Google Chrome to access the site.

We do not recommend Microsoft Edge.

## System Check Page

The System Check page runs a series of checks on your computer and web browser to get confirmation that your device is suitable to use the full potential of the online meeting platform.

If there are problems, you will see either yellow warnings (things that can be improved) or red warnings (things that may limit your experience).

Your organization's IT support team may be able to help you resolve any of these that are beyond your capabilities.

The screenshot shows the 'System Check' page. On the left is a navigation menu with 'System Check' highlighted. The main heading is 'SYSTEM CHECK'. Below it, a green banner states 'System Check Successful. You're good to go!'. A table lists various system checks, all of which are marked as successful with green checkmarks. At the bottom, there is a language selection dropdown and a Google Translate logo.

Check Item	Status	Result	Pass/Fail
JavaScript Enabled	Enabled		✓
Connection Speed	75.89 Mbps		✓
Cookies Enabled	Enabled		✓
Screen Resolution	1920 x 1080		✓
Browser Window Size	1728 x 825		✓
Web Browser	Firefox v72.0		✓
Operating System	Windows v10		✓
Speakers/Audio Output	Headset Earphone (USB Wireless Gaming Headset)		✓

## Register for AOCS Annual Meeting & Expo

---

On-demand access will be available to all attendees through December 31.

**To register, visit [annualmeeting.aocs.org/attend/register](https://annualmeeting.aocs.org/attend/register).**

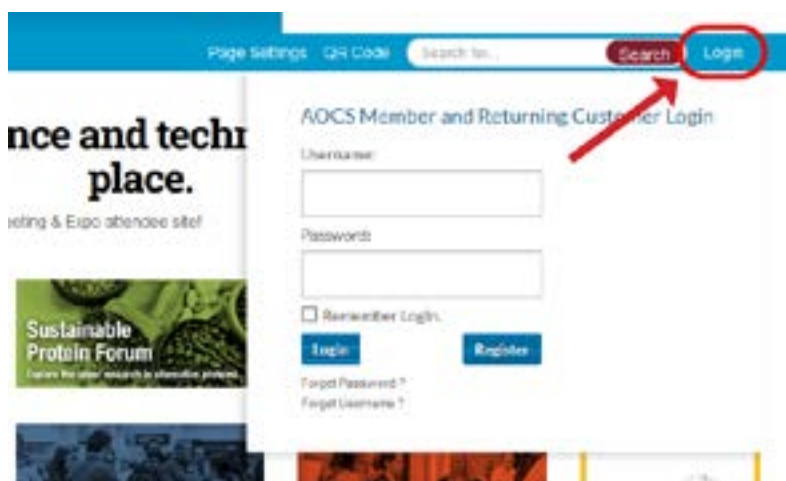
As a registered attendee, you will have access to live, in-person viewing of technical program presentations and posters from all ten interest areas, Featured Sessions, and on-demand access to recordings from all meeting sessions shortly after the meeting concludes.

### Login

Login using your AOCS account credentials by clicking login on the upper right-hand side of the AOCS Annual Meeting & Expo homepage.

#### Need help logging in?

Contact Karen Kesler at [karen.kesler@aocs.org](mailto:karen.kesler@aocs.org) or (+1) 217-693-4813.



## Search Oral Presentations

View presentations using the links in the left-hand navigation.

The screenshot shows the homepage of the 2024 AOCOS Annual Meeting & Expo. The top navigation bar includes links for Schedule, Page Settings, Get Guide, a search bar, and a Log In button. The search bar and Log In button are circled in red. On the left, a sidebar menu lists various navigation options: Register, System Check, My Schedule (Login Required), AOCOS Show Counter, Sessions & Presentations, Networking (Login Required), Exhibitors & Sponsors, and About. The 'Sessions & Presentations' menu is highlighted with a red circle, and its sub-items are listed: Browse by Full Schedule, Browse by Meeting, Browse by Interest Area, Browse by Session, Browse by Title, Browse by Speaker, and Search by Keyword. A red arrow points to the 'Search by Keyword' option. The main content area features a large banner with the text 'The latest science and technology all in one place.' and a welcome message. Below the banner are several featured sessions: My Schedule, Sustainable Protein Forum, Edible Fats and Oils Refining Course, Lipid Oxidation Course, Networking, and Exhibits. At the bottom of the main content area is a section for 'MOSH/MOAH analytics' by ITAUM. On the right side, there is a vertical advertisement for HunterLab, which includes the text '2024 Color Requires an Up-to-Date Measurement Method' and 'Win HunterLab Spectrophotometers See How Color, Turbidity in all Scales and all Pathlengths Simultaneously.' Below this ad is a 'Back to Top' button.

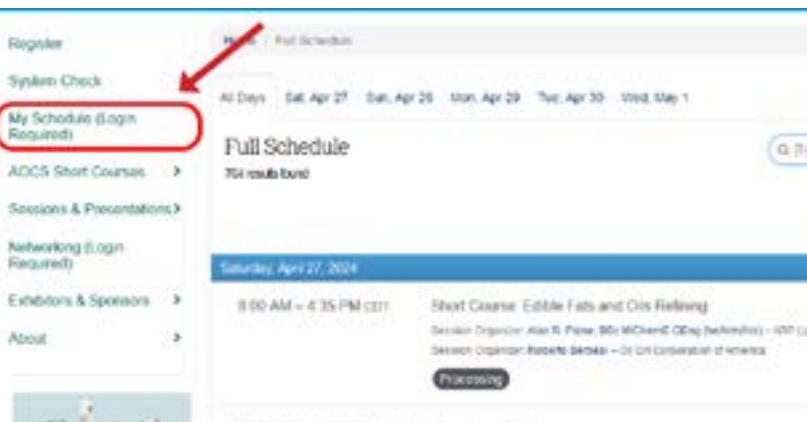
## Create Your Schedule

Click the star icon in the presentation header to favorite. This automatically adds the item to your schedule. Use the My Schedule link in the left-hand navigation to view your schedule as well as export it to your calendar.



- I. Click the star to favorite and add to your schedule.

- II. Navigate to "My Schedule."

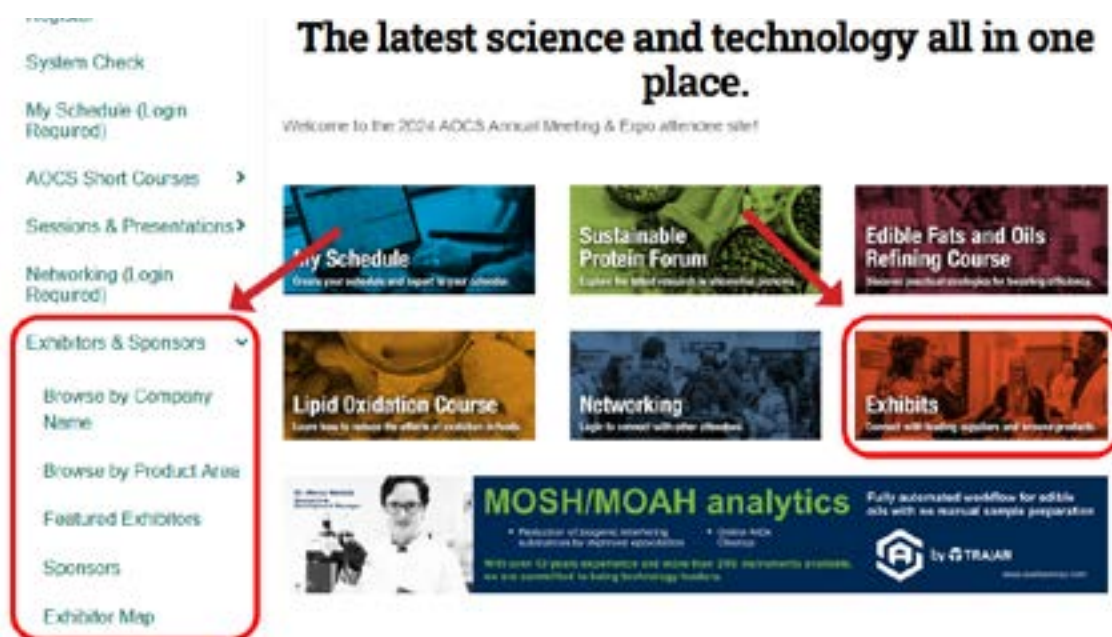


- III. Select Export.

## Browse Exhibitors

Use the Exhibitors and Sponsors drop-down navigation to view a directory of exhibitors and sponsors:

- Browse by Company Name
- Browse by Product Area



### Click on a company to open their pop-up.

Here you can view company information, booth numbers, social media links, and contact details.

Click “Website” in the bottom-right corner of the pop-up to access a company’s direct website. Exhibitors may also include brochures at the bottom of the pop-up.



## View On-Demand Presentations

The AOCS Annual Meeting & Expo presentations will be recorded and will be available on demand within 48 hours.

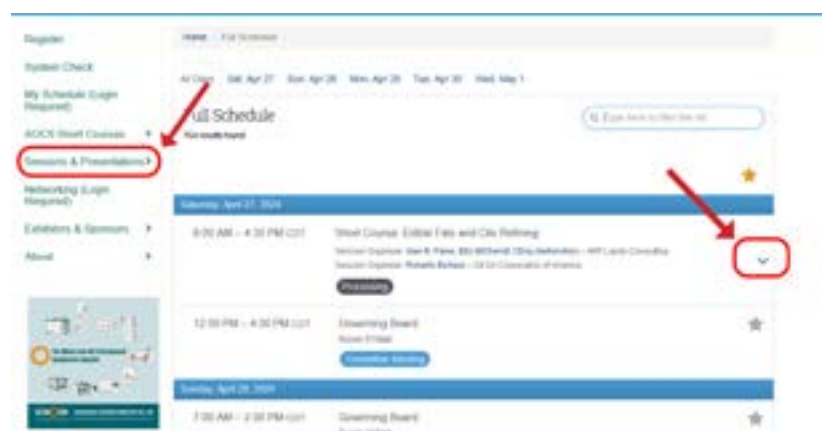
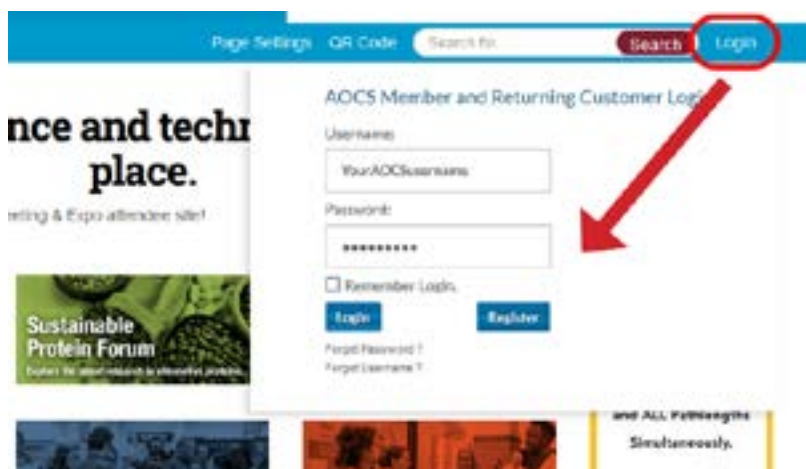
Please note that all live presentations will be held in person only. All attendees will have access to the on-demand presentations until December 31.

Short Courses will not be recorded.

## How to Watch the Recordings

### Logging In

To log in, click “Login” located in the upper right corner of the homepage and enter your AOCS credentials.



### Selecting a Video

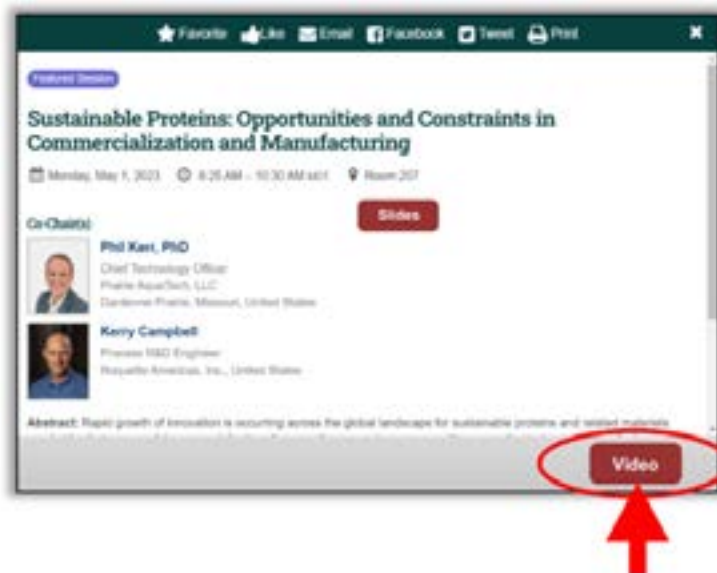
Navigate to any presentation within a session using the lefthand navigation.

1. Click “Full Schedule.”
2. Click the session to open.
3. Select any presentation within a session.



When the on-demand recording is ready to view, buttons for viewing slides and the video will appear.

Click the Video button within the presentation pop-up.



Once you have entered the presentation viewer, take a moment to familiarize yourself with the icons that are available.

Once you have entered the video viewer, you can hover over the video window to adjust the volume and video quality using the options at the bottom-right side of the screen



**While the online meeting platform features will work in most modern web browsers, we highly recommend using Google Chrome to access the site.**

**We do not recommend Microsoft Edge.**



## Get Help or Provide Feedback

---


### Technical Support

Hours: 8:00 AM – 8:00 PM CDT (Chicago, USA; UTC-05),  
Monday-Friday Phone: (Direct) (+1) 410-638-9239

Phone: (Toll Free) (+1) 877-426-6323  
Email: [support@cadmiumcd.com](mailto:support@cadmiumcd.com)

### Contact AOCS Staff

We look forward to hearing from you!



**Ellen C. Snipes,**  
**Director, Meetings and Exhibits**

General Questions, Get assistance with the Annual Meeting.

Phone: (+1) 217-693-4831 | Email: [ellen.snipes@aocs.org](mailto:ellen.snipes@aocs.org)



**Karen Kesler,**  
**Data Management Specialist**

Registration Support, Get help registering for the Annual Meeting.

Phone: (+1) 217-693-4813 | Email: [karen.kesler@aocs.org](mailto:karen.kesler@aocs.org)



**Clara Chun**  
**Customer Success Manager**

Advertising and Sponsorships, Discover how sponsoring the Annual Meeting can broaden your company's reach.

Phone: (+1) 217-693-4816 | Email: [clara.chun@aocs.org](mailto:clara.chun@aocs.org)